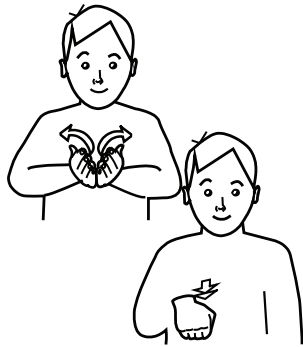
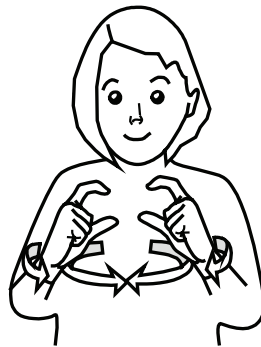




Back to School




book bag



classroom




dinner time




home time




play time



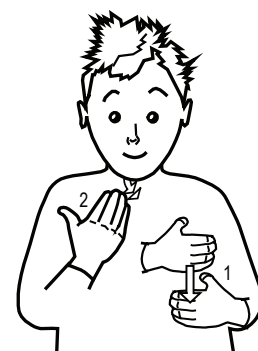
reading



teacher




teaching assistant



water bottle




book bag






classroom





dinner time





MeSign
British Sign Language Specialists

w: www.mesign.co.uk
e: hello@mesign.co.uk
t: 07792010630
f: /MeSignBSL
t: @MeSignBSL

home time



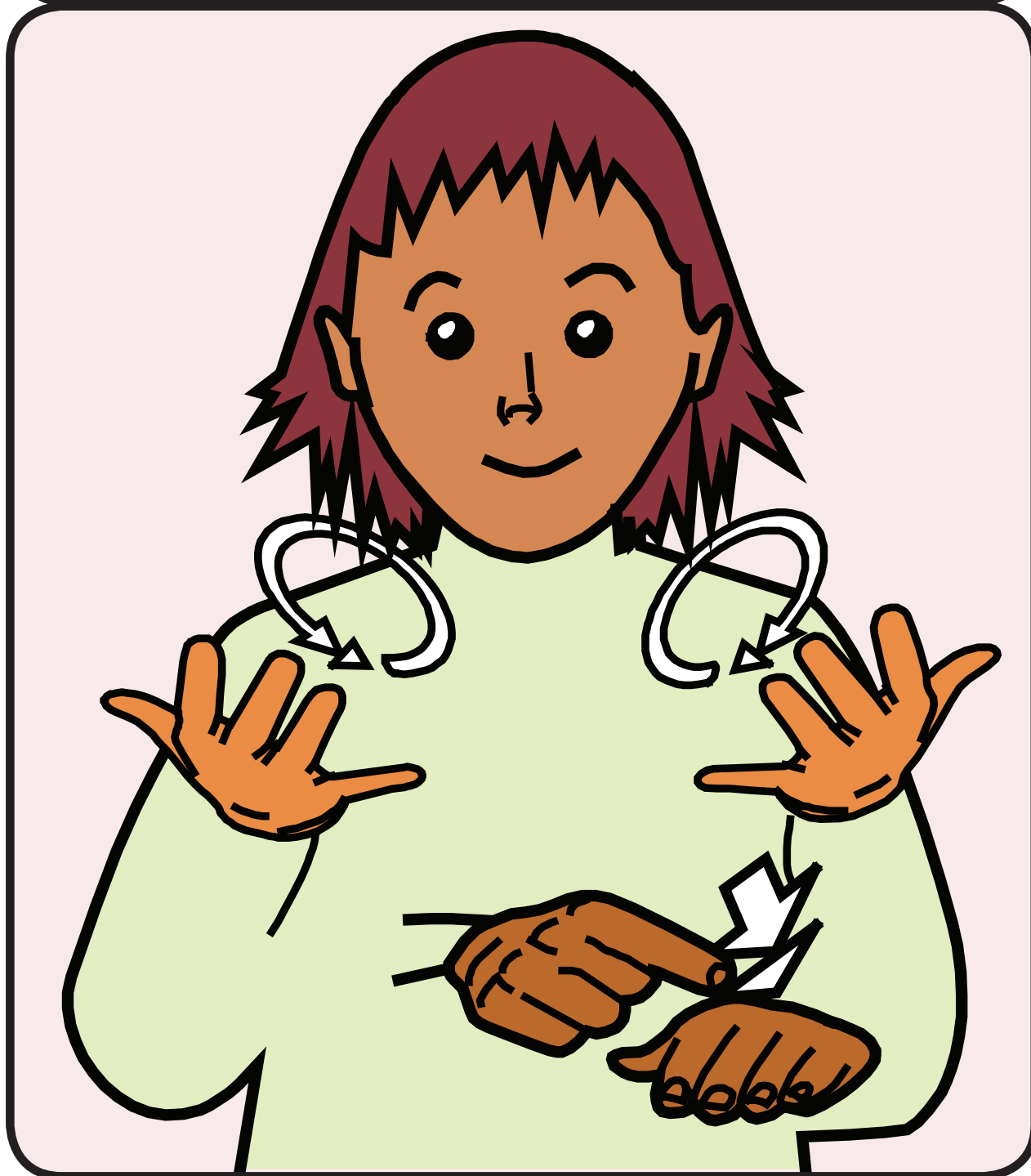
© Let's Sign BSL graphics - www.DeafBooks.co.uk

LET'S SIGN

Scan QR code above to see this being signed. See also our back to school signs in context and sentences to practice receptive skills and see how facial expressions and body language are essential when using BSL.



play time






MeSign
British Sign Language Specialists

w: www.mesign.co.uk
e: hello@mesign.co.uk
t: 07792010630
f: /MeSignBSL
t: @MeSignBSL

reading



© Let's Sign BSL graphics - www.DeafBooks.co.uk

LET'S SIGN


Scan QR code above to see this being signed. See also our back to school signs in context and sentences to practice receptive skills and see how facial expressions and body language are essential when using BSL.



MeSign
British Sign Language Specialists

w: www.mesign.co.uk
e: hello@mesign.co.uk
t: 07792010630
f: /MeSignBSL
t: @MeSignBSL

teacher





© Let's Sign BSL graphics - www.DeafBooks.co.uk

LET'S SIGN

Scan QR code above to see this being signed. See also our back to school signs in context and sentences to practice receptive skills and see how facial expressions and body language are essential when using BSL.



teaching assistant





water bottle

